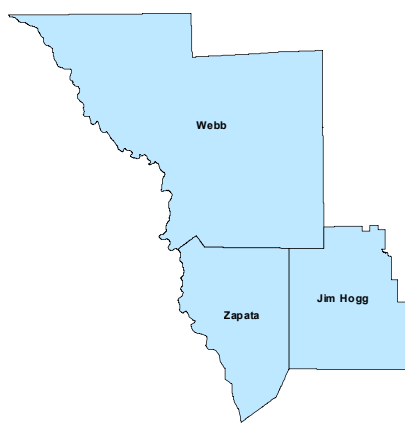
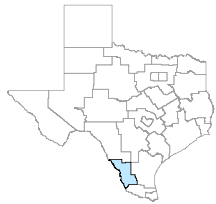


South Texas Workforce Development Area

November 2019



WDA Labor Force Statistics

	Nov-19	Oct-19	Nov-18	Yearly Change
Civilian Labor Force	126,122	125,237	124,486	1,636
Employed	121,578	120,871	120,090	1,488
Unemployed	4,544	4,366	4,396	148
Unemployment Rate	3.6%	3.5%	3.5%	0.1%

Texas Labor Force Statistics

	Nov-19	Oct-19	Nov-18	Yearly Change
Civilian Labor Force	14,265,562	14,190,783	13,961,940	303,622
Employed	13,788,541	13,723,103	13,475,980	312,561
Unemployed	477,021	467,680	485,960	-8,939
Unemployment Rate	3.3%	3.3%	3.5%	-0.2%

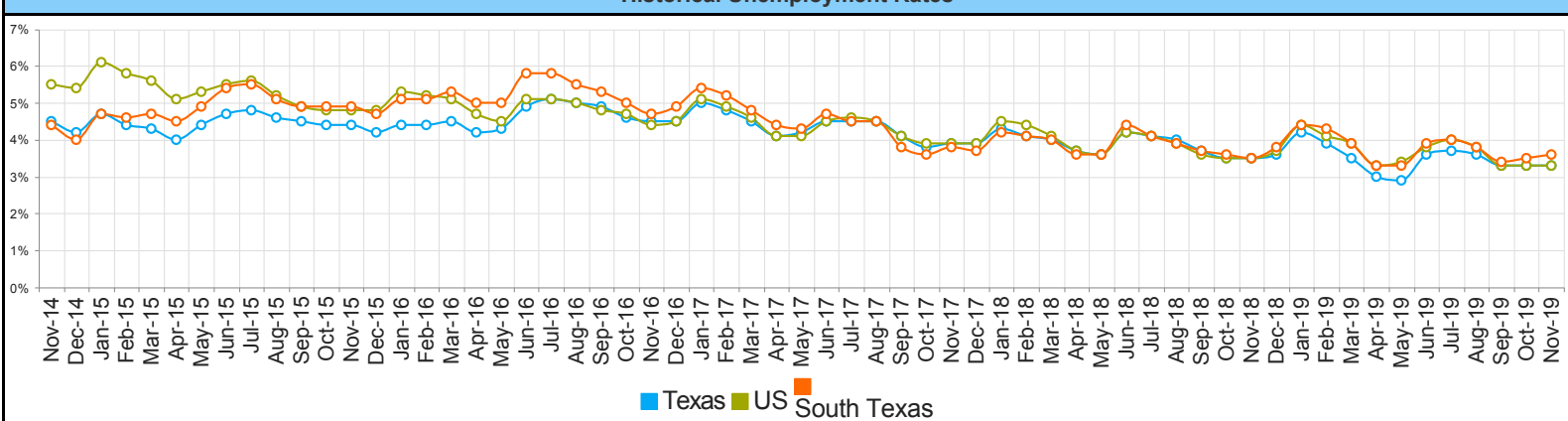
US Labor Force Statistics

	Nov-19	Oct-19	Nov-18	Yearly Change
Civilian Labor Force	164,386,000	164,576,000	162,665,000	1,721,000
Employed	158,945,000	159,067,000	157,015,000	1,930,000
Unemployed	5,441,000	5,510,000	5,650,000	-209,000
Unemployment Rate	3.3%	3.3%	3.5%	-0.2%

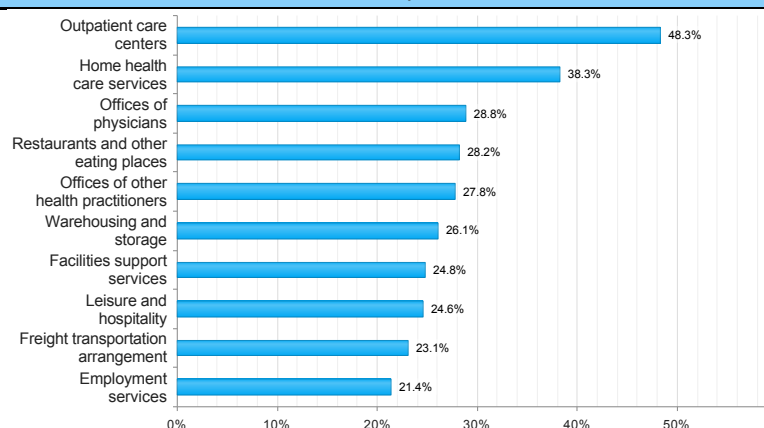
Continued Claims for the Week of the 12th

	Nov-19	Oct-19	Nov-18	Yearly Change
WDA	822	690	689	133
Texas	93,207	89,985	83,685	9,522

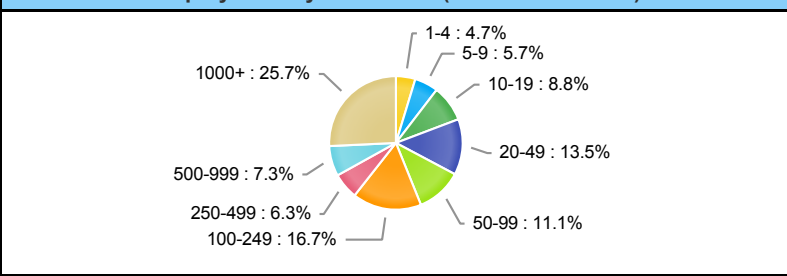
Historical Unemployment Rates



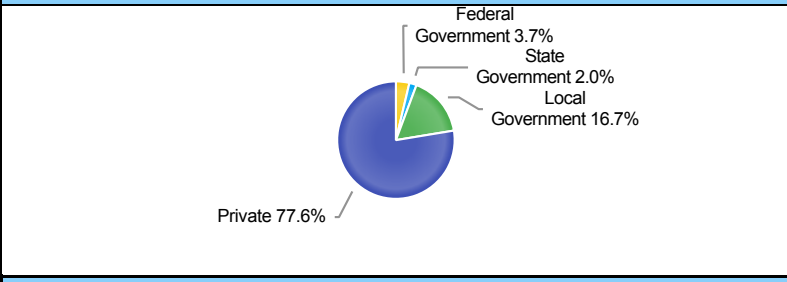
Projected Top Ten Fastest Growing Industries in WDA (% Growth 2016-2026)



Employment by Size Class (2nd Quarter 2019)



Employment by Ownership (2nd Quarter 2019)



Average Weekly Wage (2nd Quarter 2019)

	Q2 2019	Q1 2019	Q2 2018	Quarterly Change	Yearly Change
WDA	\$708	\$714	\$696	\$-6	\$12
Texas	\$1,102	\$1,204	\$1,062	\$-102	\$40
US	\$1,095	\$1,184	\$1,055	\$-89	\$40

Employment by Industry (2nd Quarter 2019, Percent Change)

Industry	Employment	% of Total	% Quarterly Change	% Yearly Change
Natural Resources and Mining	3,438	3.1%	-2.9%	1.5%
Construction	2,588	2.4%	-1.0%	-0.2%
Manufacturing	766	0.7%	1.5%	6.4%
Trade, Transportation and Utilities	32,656	29.9%	0.6%	3.4%
Information	838	0.8%	3.8%	0.2%
Financial Activities	4,076	3.7%	1.5%	-1.4%
Professional and Business Services	10,141	9.3%	1.4%	7.6%
Education and Health Services	33,175	30.4%	0.5%	2.5%
Leisure and Hospitality	12,323	11.3%	3.5%	0.6%
Other Services	1,858	1.7%	-0.3%	3.9%
Public Administration	7,439	6.8%	1.8%	3.5%

Employment by Industry (2nd Quarter 2019)

